



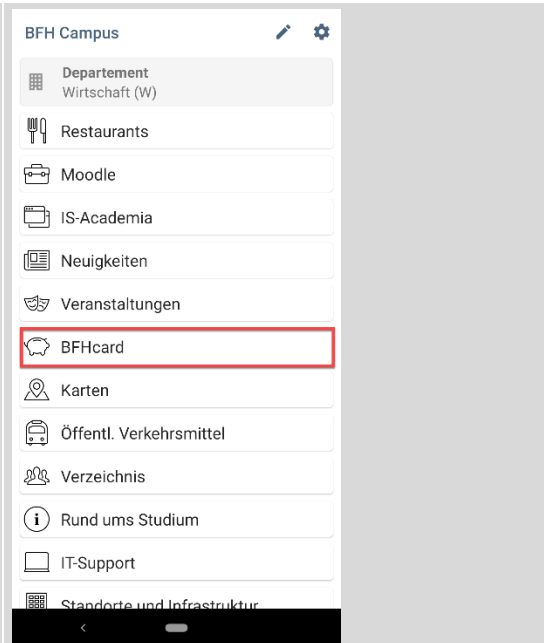
Instructions

How to reclaim remaining credit on your BFHcard via the BFH Campus APP

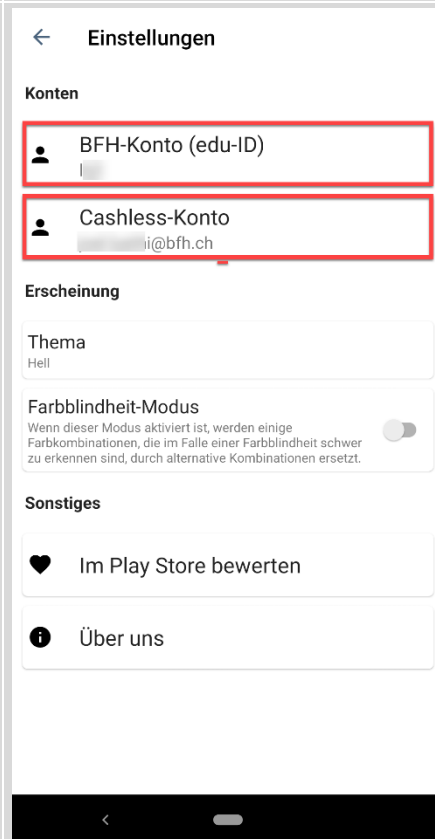
Install the [BFH Campus App](#) on your smartphone and open it.

Select "BFHcard".

The BFHcard only appears if you log in with your [BFH account \(edu-ID\)](#). You can log in via settings cogwheel. (see next picture).



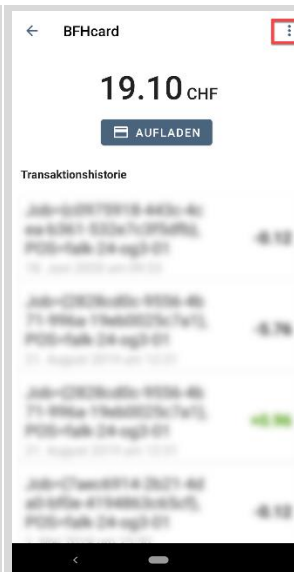
For the payout, the connection to your Cashless account is also necessary: [Instructions Registration](#) [Polyright Cashless](#)



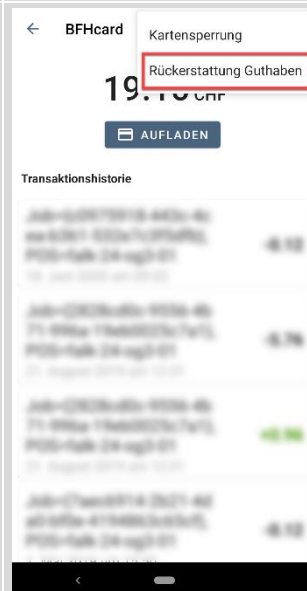


After logging in, the remaining credit on your BFHcard will be displayed.

Click on the vertical dots at the top right to open the selection window.

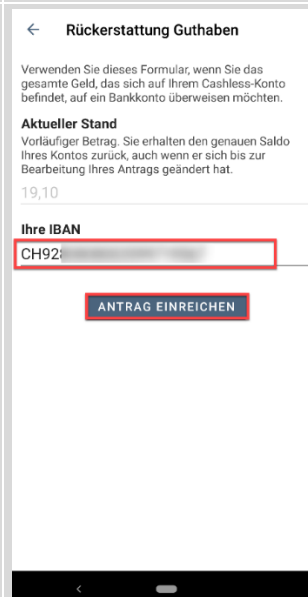


Select "Retrieve Account Funds".



Enter your IBAN and click on "Submit Request".

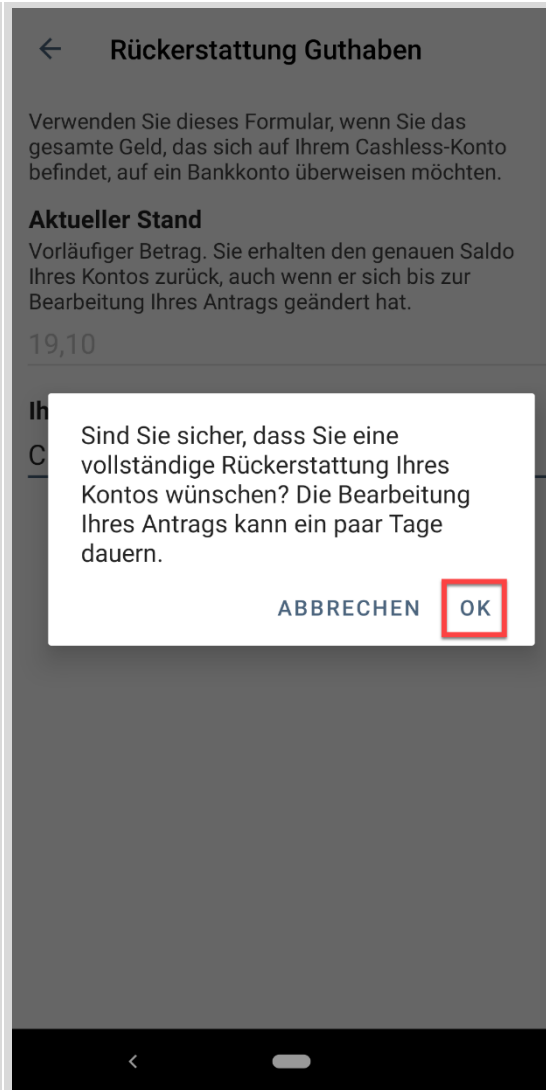
Please enter the IBAN without spaces, otherwise an error message will appear.





Confirm with "OK".

If no error message is displayed, the request is considered to have been submitted. The credit is usually transferred within 14 days.



Contact
campusapp@bfh.ch
30.05.2022/ bam9